

Core Program 2:

Program

2Connect (2Connect is a concept mapping and planning tool which will help children organise their thoughts individually or collaboratively on a network. It's a simple way to put ideas on a page!)

ICT skills

- Adding sounds, words and images to a concept map
- Record your voice and play it back
- Linking 2 connect with other writing programs
- Exporting files to 2Create to convert to a multimedia project
- Multi-media knowledge and application skills are learnt as text, sound, movements or animation schemes and graphics are used
- Using tools on the computer
- Introduction to understanding of what icons are; how they represent actions or tools
- Creative development:
- Fine mouse manipulation
- Transferable skills of Saving and opening files
- Transferable skills of introducing understanding of file locations and storing information on the computer
- Transferable skill of printing documents
- Transferable skill of using 'right click menus'
- Transferable skills of copying and pasting
- Transferable skills of importing files into a document
- Transferable skill of font manipulation

Learning areas

All eight learning areas are covered through using 2Create

Curriculum Links: How Program meets NRC and International QCA ICT Scheme of work.

Natural sciences; LO1 Scientific investigations:

Uses pictures, drawing or other markings of choice to explain what is going to be done.

Arts and culture;-Visual arts; LO1 Creating, interpreting and presenting

LO4 Expressing and communicating

Languages:

LO 4 Writing, LO3 Reading and viewing, LO5 Thinking and reasoning and LO5, Language structure and use.

Life orientation:

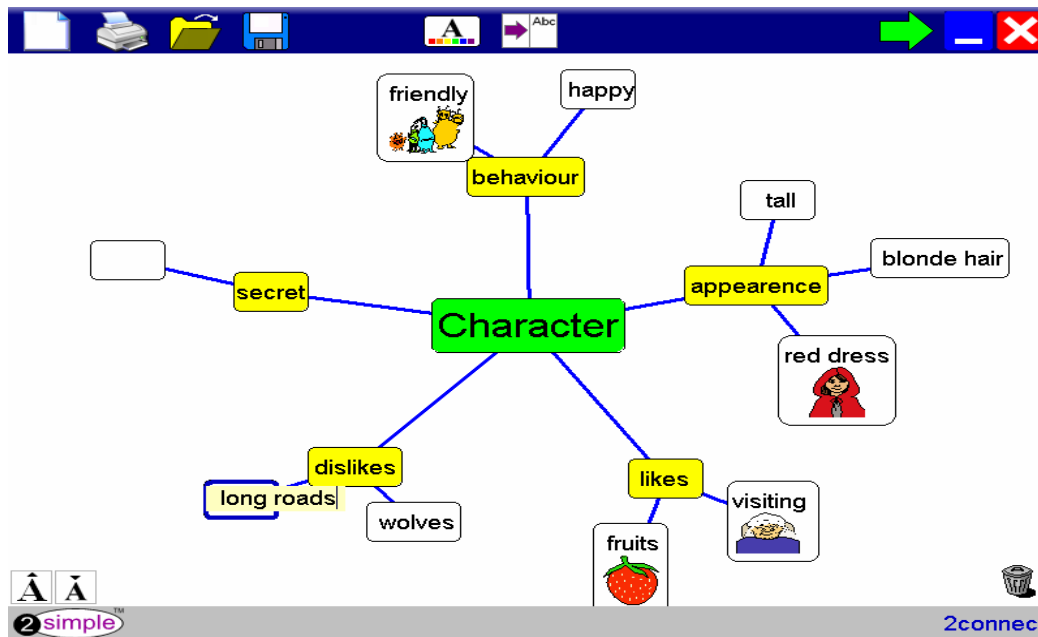
LO1 Health promotion

LO2 Social development eg. Grade 3-discuss diet, clothing and decorations in a variety of religions in South Africa (see example)

Learning Level

- Grade 1 – 7

LESSON EXAMPLE:



Retelling a story and creating a character sketch.

The screenshot shows a software window with a blue title bar and standard window controls. On the left, a character sketch is organized into a tree structure. The central node is a green box labeled "Character". It branches into four yellow boxes: "behaviour", "appearance", "dislikes", and "likes".

- behaviour**: Includes "friendly" (with a cartoon animal icon) and "happy" (with a smiley face icon).
- appearance**: Includes "tall", "blonde hair", and "red dress" (with a red dress icon).
- dislikes**: Includes "long roads" and "wolves".
- likes**: Includes "fruits" (with a strawberry icon) and "visiting" (with a person icon).

A yellow box labeled "secret" is also connected to the "Character" node. To the right of the sketch is a text area with a white background and a blue border. The text area contains the following text:

Arial 18 B I

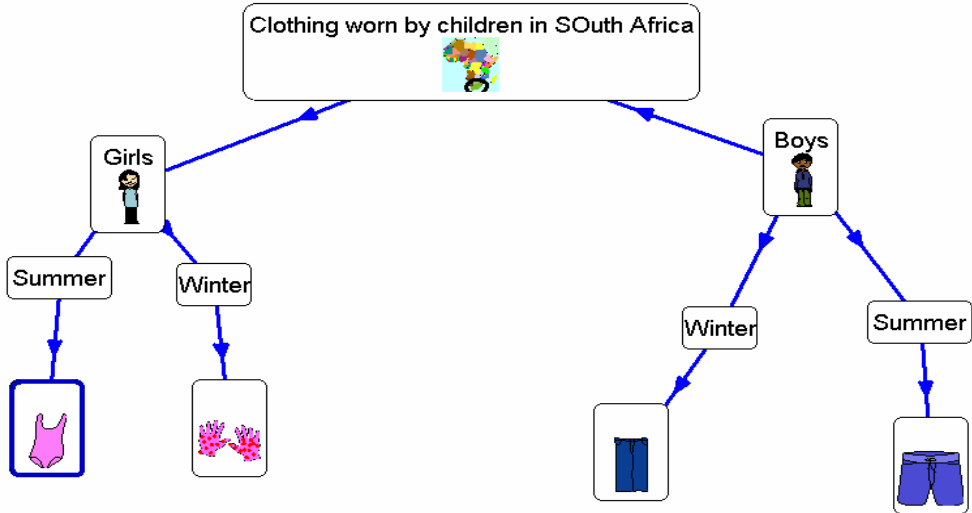
Once upon a time there lived a little girl in the woods named Little red riding hood. she was a very friendly girl and loved visiting her grandma on the other side of the woods.

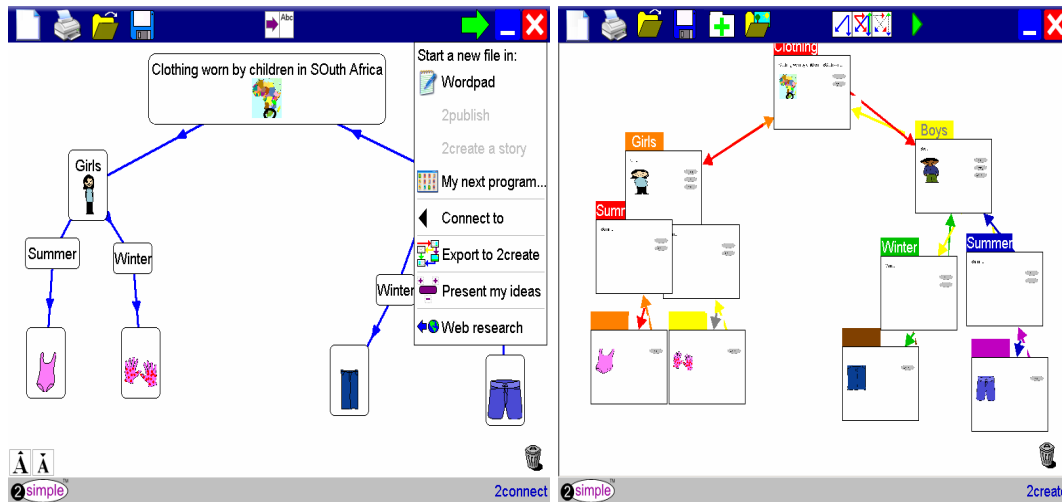
One day she decided to go and visit her ill grandma and packed her bag full of fruits and off she went.

Just as |

At the bottom left of the window, there are icons for font size (A) and a "simple" logo. At the bottom right, there is a "2connect" logo.

LO2 Social development eg. Grade 3-discuss diet, clothing and decorations in a variety of religions in South Africa (see example)





2Connect exported to 2Create

Other worksheets and presentations available when purchasing the software