

Program 1:

Program 2Handwrite

(2Handwrite enables teachers, using an Interactive Whiteboard (IWB), to demonstrate clearly the process of letter and word formation)

ICT skills

- It allows the teacher to demonstrate clearly the ways in which letters are formed;
- It gives children the opportunity to practice gross motor control without the need to also hold a pencil before they attempt the more refined demands of writing on paper.
- Children need to form both lower and upper case letters in a script that will be easy to join. 2Handwrite provides ample teaching and learning opportunities.
- Handwriting practice like diagonal joins to letters without ascenders, or horizontal joins to letters without ascenders, can be practiced by saving templates of examples
- Consistency in size and proportions of letters and the spacing between letters and words, build up handwriting speed and fluency. 2Handwrite can help here to detect errors that may have slipped into normal usage and help to 'un-learn' bad habits.

Learning areas

- Language
- Maths
- Art
- All 8 curriculum areas can be integrated with this program by demonstration work on the IWB.

Curriculum Links: How Program meets NRC and International QCA ICT Scheme of work.

- Writing, reading and viewing

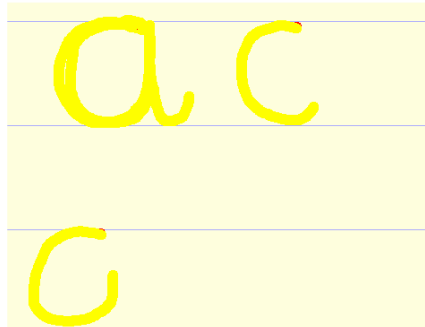
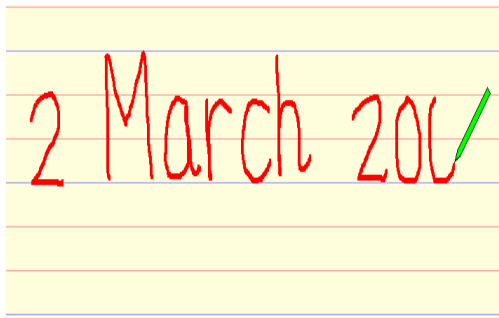
Learning Level

Foundation stage, Primary Grades R – 7

LESSON EXAMPLE:

2Handwrite can be used throughout the Primary level up to Grade 7 for whole class work on the IWB. Traditional boards such as a chalk or white boards enable teachers to record the product of their writing but the important part is the process of formation of writing. Usually when this important part of the teaching occurs the teacher will be facing and ‘talking to’ the board and obscuring the view for some children.


This software allows the teacher to record the writing and then play back the process giving opportunities to emphasise key points etc. whilst facing the whole class or group and giving all children a clear view. Of course children too can use the board, recording and playing back their writing. They can check their own letter formation in an engaging and highly interactive way.



Example of how 2Handwrite can be used for a whole class session or introduction on the IWB.

2	+	2		(x2)
2	+	2	+	2 x3
2	+	2	+	2 x4
2	+	2	+	2 + 2
				x5
Remember.				

Example of how the grid background can be used in Maths to introduce or explain a certain topic in Mathematics.



Use 2 Handwrite in Art to demonstrate techniques that Learners are about to use.